

Apartment Resident

Waste Diversion Guide

halton.ca/waste



Green Cart

The Green Cart program is now available in your building!

Halton staff worked with your building's board of directors and/or property management team to develop a Green Cart program that will make waste diversion convenient and easy for you.

The Kitchen Catcher and Green Cart are used to collect food waste and compostable papers.

Materials are diverted from landfill and turned into compost. The finished compost is used in agricultural and landscape projects in Halton.

Instructions

- Empty your kitchen catcher frequently into the building's Green Cart.
- Ensure the Kitchen Catcher lid is closed properly during storage and transportation to the Green Cart.
- Keep your Kitchen Catcher clean. Rinse regularly with hot water and soap, or in the dishwasher.



Sort your waste using the Acceptable Items sticker and Put Waste in its Place flyer included in your resident kit. You can also visit [halton.ca/waste](https://www.halton.ca/waste) or download the OneHalton app to use our easy online sorting tool.

Helpful Tips

- Wrap food waste in newspaper or soiled paper towels to absorb moisture.
- Sprinkle a handful of salt, baking soda or powdered ginger in the Kitchen Catcher to avoid insects.

Kitchen catcher liners

You can line your Kitchen Catcher with certified compostable bags with the Biodegradable Products Institute (BPI) logo, as seen below:



Liners must carry the BPI logo.

Other acceptable liners include:

- Paper towels
- Newspaper/flyers
- Paper bags



Unacceptable liners



Plastic bags



Garbage bags



Plastic green or blue recycling bags



Oxo-biodegradable or degradable bags

Keep our Compost Clean



No plastic bags



No stickers or elastic bands



No pet waste



No diapers or sanitary products

Blue Cart

Use your reusable blue bag to collect and store acceptable recycling materials. You can use your blue bag to carry recyclable materials to the Blue Cart.



Instructions

- You can mix papers, containers and bundled plastics in the same Blue Cart.
- Clean, dry and empty all recyclable plastics.
- Bundle all plastic bags and overwrap in one plastic bag and tie shut.
- Papers can be bundled and tied or placed loose.
- Flatten cardboard and boxboard.
- Tie corrugated cardboard in bundles no larger than 120 cm x 120 cm x 30 cm (4 ft x 4 ft x 1 ft).

Did you know?

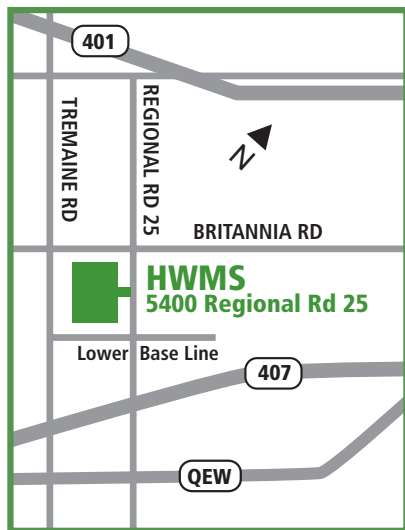
Materials are diverted from landfill and recycled into new items you can use or wear.

Plastic containers, for example, are converted into polar fleece, carpet, tote bags, flooring, compost bins, garbage cans, paint trays and more.



Halton Waste Management Site (HWMS)

The Halton Waste Management Site (HWMS) provides Halton residents with a convenient one-stop location for the 3Rs (Reduce, Reuse, Recycle), proper waste disposal and more.



HWMS

5400 Regional Road 25, Milton

Open: Monday – Saturday
8 a.m. to 4:30 p.m.

Every Sunday between May 1 and
June 30

8 a.m. to noon.

Closed the following holidays:

- New Year's Day
- Canada Day
- Family Day
- Civic Holiday
- Good Friday
- Labour Day
- Victoria Day
- Thanksgiving
- Christmas Day

Visitor Information

- Pre-sort loads prior to arrival to encourage proper disposal and recycling of items.
- Please secure all open loads with a tarp or rope.
- Halton staff are not permitted to assist with the unloading of items.

For more information, fees and instructions, visit halton.ca/waste.

Recycling Container Station

In addition to regular waste disposal, the following materials can be diverted from landfill:

- Appliances
- Natural cork
- Bikes
- Scrap metal
- Electronics
- Tires
- Eye glasses
- Wood

Other Ways to Reduce Your Waste

Household Hazardous Waste Depot

Household hazardous waste can damage the environment if disposed of improperly. Do not place in garbage or pour down drains.

Residential hazardous waste is usually labelled as:



Poison



Explosive



Corrosive



Flammable

Halton residents can drop off household hazardous waste, free of charge. Please bring any hazardous materials in a securely closed container labeled with information about the contents. Maximum of 20 litres per visit.



Electronic Waste

Electronics can be dropped off at HWMS, free of charge. You can also visit recyclemyelectronics.ca to find alternative drop off locations near you.



Battery Recycling Depot

Drop off batteries and cell phones for recycling at the Household Hazardous Waste Depot. You can also visit makethedrop.ca to find alternative drop-off locations near you.




Paint and Stain Reuse Depot

Painting your apartment? Pick up and drop off usable paint and stain, free of charge, from spring to fall.



Medications and sharps

Drop off unused or expired medications and sharps at a location near you. Visit healthsteward.ca to learn more.



Reuse Depot

Drop off unwanted household items in good condition, free of charge, and help support local charities and programs.

For a list of locations, visit halton.ca/waste.



Special Waste Events

To make the recycling and safe disposal of household hazardous waste and electronics waste more convenient for residents, Halton Region holds Special Waste Drop-off Days throughout the year. Items are free to drop off.

Visit halton.ca/waste to learn more about upcoming waste events.



Managing your waste is easy!

Find more waste information at halton.ca/waste or use the OneHalton app.

halton.ca 311




1151 Bronte Road, Oakville,
Ontario L6M 3L1

Hours: 8:30 a.m. - 4:30 p.m.

Call 311 or 905-825-6000

Toll free: 1-866-442-5866

accesshalton@halton.ca



halton.ca 311



♻️ Printed on 100% post consumer fibre.

